

WIRELESS ENABLED PROGRAMMER AND THERMOSTATS

SUNDIAL RF² PACK 3

FEATURES

Energy saving †TPI control

Wireless enabled upgrade

Two way wireless communication

Wireless signal strength indicator

ST9420C Wireless Enabled Programmer

Built in Economy or Comfort programmes

LoT™ display for easy programming

Fits on industry standard backplate

Direct replacement for ST9400 and ST6400 models

DT92E Wireless Thermostat

ECO setback function

Frost protection

Tabletop stand supplied

Battery powered - no wiring

CS92A Wireless Cylinder Thermostat

Set and controlled from programmer

Battery powered - no wiring

OPTIONS

Remote Valve control with wireless relay box (BDR91 supplied separately)

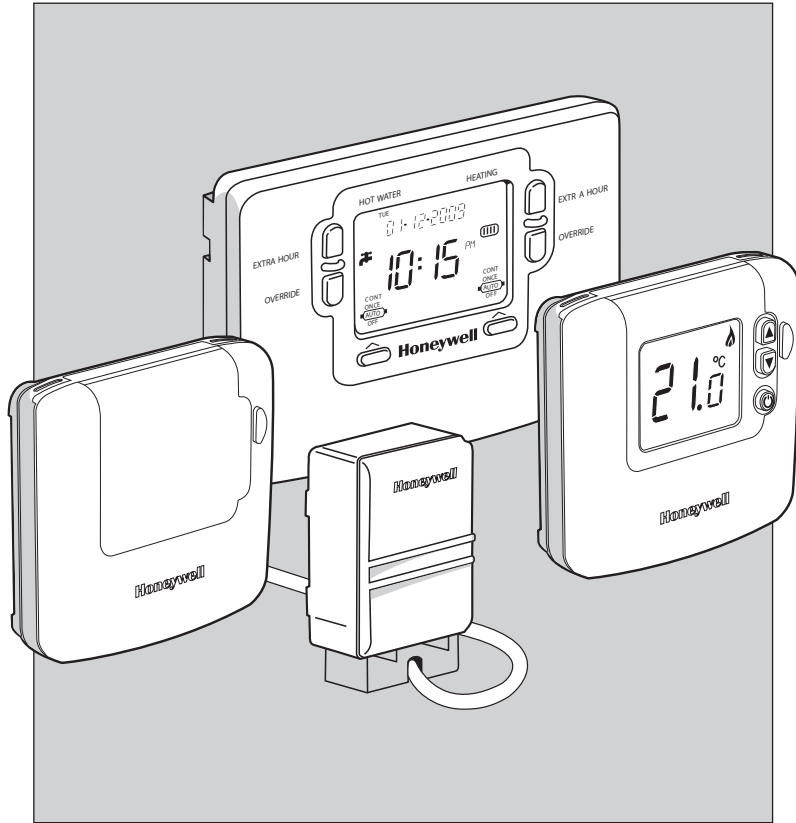
*Optimum Start, **Delayed Start and ***Optimum Stop

'OFF' setting adjustable from 5 to 16°C

Service Interval reminder with variable levels of action

Installer set up mode - controls can be matched to the system and user

Remote Boiler control with wireless relay box (BDR91 supplied separately)



APPLICATION

In a stored hot water heating system which has no room thermostat or cylinder thermostat the existing wiring can be used to provide Boiler Interlock by fitting Sundial RF² Pack 3.

This has a full programmer, with independent heating and hot water and a built in wireless transceiver to enable the wireless room thermostat and cylinder thermostat, maintaining the traditional layout of separate time control and thermostats. It can also be used on new systems.

Because the thermostats and the programmer communicate, energy saving and operating benefits are also enabled:

Programmer override from the thermostat.

Cylinder thermostat controlled from the programmer.

†TPI control: Time Proportional and Integral (TPI) control is a method of calculating the demand from a room thermostat, controlling the boiler so that it fires for shorter periods as the temperature approaches the set point. This can offer savings of up to 10% of energy consumption (in a single cycle steady state test).

*Optimum Start: To save energy, let the controls work out when to come on to suit when you want to be warm. Every day the boiler will start at the latest possible moment depending on the weather.

**Delayed Start: Once you have programmed your earliest start time, the controls will delay the boiler firing time on warmer days, when it is possible to save energy.

***Optimum Stop: Saves energy and money by switching off before the normal programme time whenever possible.

Honeywell

WIRELESS ENABLED CONTROLS

Ordering Specification

Y9420S2005

ST9420C Wireless enabled programmer
 DT92E Wireless room thermostat
 CS92A Wireless cylinder thermostat

Optional Extras

BDR91T1004 Receiver

Installation

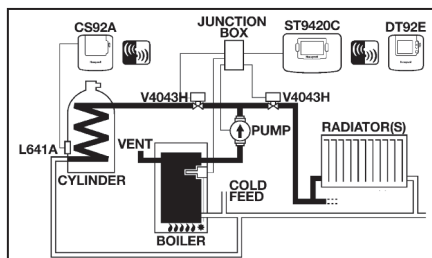
Simply remove the old programmer and replace with ST9420C. This enables the wireless thermostat (DT92E) and wireless cylinder thermostat (CS92A) to be added to the system.

The ST9420C, DT92E and CS92A are radio frequency devices and for best performance should be installed in a clear space. Where possible leave the ST9420C at least 30cm distance from any metal objects including wall boxes and at least 1m from any other electrical equipment.

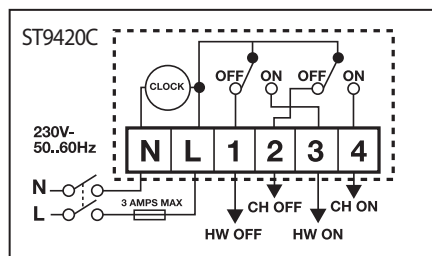
The DT92E is free to be installed in a suitable location when the signal strength is high.

The CS92A wireless transceiver should be located next to the cylinder with its sensor in contact with the metal surface.

Schematic Layout



Wiring



Just replace existing programmer, fits directly on to many other programmer backplates. No power supply required to room thermostat or cylinder thermostat.

For dimensions see catalogue pages for ST9400, DT92E and L641 models. ST9420C dimensions are the same as the ST9400 models. CS92A dimensions are the same as L641.

Specification

Pack 3

RF Operation Band : ISM (868.0 to 868.6) Mhz, 1% duty cycle

RF Communication Range : Typically 30m in residential building

RF Communication Technology : Two way short, high rate transmissions to minimise air time/avoid interference

RF Blocking Immunity : Receiver class 2

Operating Temperature Range : 0 to 40°C

Operating Humidity Range : 10 to 90% r.h, non-condensing

Storage Conditions : -20 to 55°C

: 10 to 90% r.h, non-condensing

Standards : CE marked

IP Rating : IP30

ST9420C

Switch Rating : 3(3)A max at 230Vac

Switch Type : 2x Single pole, double throw (SPDT) relay

Power Supply : 230Vac 50Hz 10W

Power Reserve : Built in battery maintains factory set date & time. Backup super capacitor retains real time for more than 1.5 hours
 : All settings and parameters stored in NVRAM will be retained indefinitely

Wiring : Wiring terminals with captive cage clamps, accepting two wires each up to 2.5mm²

Time Setting : Time of day - 1 minute

Resolution : Programme time changes - 10 minutes

Time Display : 24 hour or 12 hour AM/PM format

Timing Accuracy : Typically better than 10 minutes per year

: Time and date factory set

DT92E

Power Supply : Two AA size, 1.5V alkaline batteries

Temperature Setting Range : 5 to 35°C in 0.5°C steps
 can be limited between 5 and 35°C

OFF Setpoint Temperature : 5°C (default) can be set between 5 & 16°C or turned off

ECO Setpoint Temperature : 18°C (default) can be set between 5 & 35°C (in 1°C steps), for 1 to 24 hours

Temperature Control Accuracy : ± 0.5K at 20°C (50% load, 3K/hr)

CS92A

Power Supply : Two AA size, 1.5V alkaline batteries

Temperature Setting Range : 40 to 85°C

Cable Length : 1.5m between cylinder thermostat and transceiver