

AVONMORE.

Hydronic AVONMORE:



Electric AVONMORE:



A classic multi-rail design which continues to be an extremely popular choice, both in straight and curved options. The enduring popularity of the **AVONMORE** means that it is available in a wide range of sizes and electronic models as well (please also see page 92). A radiator that provides both reassurance and style.



Valves. Please see page 94.



Towel ring (TRing1). Other accessories available. Please see page 96.



ECO450* - Dual fuel heater kit.



Delivery:
3-5 working days from stock.



AVONMORE Straight.

Electric AVONMORE Straight.

Code	Width mm	Height mm	Rated Watts
EECOS85	500	862	450
EECOS125	500	1222	450
EECOS126	600	1222	450
EECOS185	500	1807	450

IP rating: IP67.

Electric AVONMORE Curved.

EECOC85	500	862	450
EECOC125	500	1222	450
EECOC126	600	1222	450
EECOC185	500	1807	450

IP rating: IP67.



Hydronic AVONMORE Straight.

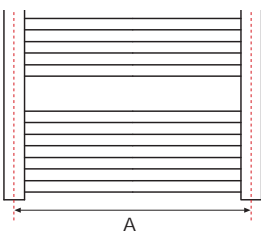
Code	Width mm	Height mm	Btu/hr Δ50°C		Watts Δ50°C		Btu/hr Δ30°C		Watts Δ30°C	
			White	Chrome	White	Chrome	White	Chrome	White	Chrome
ECOS84	400	862	-	799	-	234	-	416	-	122
ECOS85	500	862	1423	945	417	277	739	492	217	144
ECOS86	600	862	1662	1119	487	328	863	583	253	171
ECOS124	400	1222	-	1140	-	334	-	586	-	172
ECOS125	500	1222	1965	1348	576	395	1027	693	301	203
ECOS126	600	1222	2307	1593	676	467	1206	819	353	240
ECOS184	400	1807	-	1730	-	507	-	880	-	258
ECOS185	500	1807	2955	2040	866	598	1552	1038	455	304
ECOS186	600	1807	3460	2405	1014	705	1817	1224	533	359

Hydronic AVONMORE Curved.

ECOC85	500	862	1423	945	417	277	739	492	217	144
ECOC86	600	862	1662	1119	487	328	863	583	253	171
ECOC125	500	1222	1965	1348	576	395	1027	693	301	203
ECOC126	600	1222	2307	1593	676	467	1206	819	353	240
ECOC185	500	1807	2955	2040	866	598	1552	1038	455	304
ECOC186	600	1807	3460	2405	1014	705	1817	1224	533	359

*Dual Fuel Rated Watts 450.

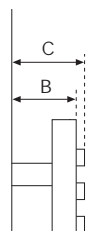
Pipe Centre Tappings (mm)



For dual fuel +/- 70mm.

Width mm	A mm
400	355
500	455
600	555

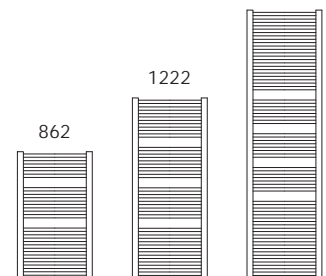
Projection (mm)



Width mm	B mm	C mm
400	83-106	-
500	83-106	92-115
600	83-106	100-123

B = Straight, C = Curved.

Rail Combinations



NB: All measurements are nominal.