

LINDI.



The classic straight lines of the **LINDI** give it a bold and distinctive appearance. The square frame encases a multi-rail body to both create style and provide functionality. This radiator makes a positive and confident statement in any bathroom. Available in both chrome and white finishes*. Heater kits fitted with APM® technology - please see page 101.



Valves. Please see page 94.



Towel rail (TRail3). Other accessories available. Please see page 96.



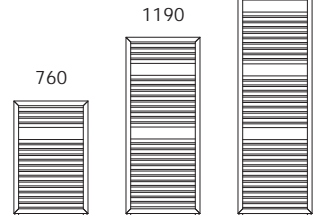
MHK** - Dual fuel heater kit options available. Please see table on opposite page.

Code	Width mm	Height mm	Btu/hr Δ50°C		Watts Δ50°C		Btu/hr Δ30°C		Watts Δ30°C	
			White	Chrome	White	Chrome	White	Chrome	White	Chrome
MRS1/45	450	760	1198	817	351	239	628	427	184	125
MRS1	500	760	1331	908	390	266	696	474	204	139
MRS2	600	760	1597	1089	468	319	836	566	245	166
MRS3	750	760	1996	1361	585	399	1044	710	306	208
MRS4/45	450	1190	1965	1225	576	359	1044	635	306	186
MRS4	500	1190	2184	1361	640	399	1160	706	340	207
MRS5	600	1190	2620	1634	768	479	1392	846	408	248
MRS6	750	1190	3276	2042	960	599	1737	1058	509	310
MRS7/45	450	1800	2943	1882	863	552	1559	966	457	283
MRS7	500	1800	3270	2092	959	613	1733	1071	508	314
MRS8	600	1800	3924	2510	1150	736	2081	1286	610	377
MRS9	750	1800	4906	3137	1438	920	2600	1607	762	471

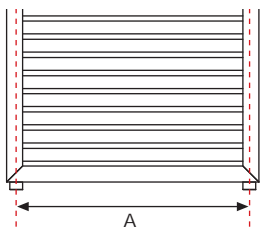


Rail Combinations

1800



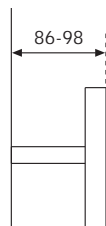
Pipe Centre Tappings (mm)



For dual fuel +/- 70mm.

Width mm	A mm
450	412
500	462
600	562
750	712

Projection (mm)



Multi-rail Heater Kits (MHK).

LINDI Code	Suitable for White Rail	Suitable for Chrome Rail
	Code	Code
MRS1/45 to MRS6	MHK300	MHK200
MRS7/45 to MRS9	MHK500	MHK500

**Dual Fuel Rated Watts 200 - 500 (depending on product selected).

*Chrome finish suitable for most direct central heating or hot water systems. White finish suitable for indirect heating systems only. Please see pages 4 & 99.

	Delivery: 3 - 5 working days from stock.
---	---

NB: All measurements are nominal.